



Rhythm Music Theory

Work book 1



Thanks for purchasing this product, and I sincerely hope you find this a great resource. I use this product in my Year 7 Music classes with great success. I use it as either a quick lesson warm up OR as a lesson closure activity to settle the students down before going to their next class. (I have a habit of stirring them up with games and fun!) These worksheets were also created to develop the literacy and numeracy skills of our current students.


For my own use, I copy these as a booklet and have the students copy the work into their own books. I have included the grey scale front and back cover of my own student version for you to copy if you wish. You may choose to copy as needed or even for use by a substitute teacher.

Included in this are also the USA and UK note name versions for you to use the one that suits your own needs. There are information sheets to teach the concepts with, as well as many different types of worksheets to give your students practice and variety.



Jooya


Teaching
Resources



Rhythm

Music

Theory














Name:

Class:












Note Names

The Table below shows all the different note names, their values and equivalent rests

Symbol	Name	value	Rest
	semibreve	4	
	minim	2	
	crotchet	1	
	quaver	1/2	
	Pair of quavers	$1/2 + 1/2 = 1$	
	Semiquaver	1/4	

Note Names

The Table below shows all the different note names, their values and equivalent rests

Symbol	Name	value	Rest
	Whole note	4	
	Half note	2	
	Quarter note	1	
	Eighth note	1/2	
	Pair of eighth notes	$1/2 + 1/2 = 1$	
	Sixteenth note	1/4	

Dotted Notes

A Dot after a note increases the notes original value by half.

A semibreve is worth 4 beats.

A dotted semibreve would be worth 6 beats— $4 + 2 = 6$.

A minim is worth 2 beats.









A dotted minim would be worth 3 beats— $2 + 1 = 3$.

A crotchet is worth 1 beat.

A dotted crotchet would be worth $1 \frac{1}{2}$ beats— $1 + \frac{1}{2} = 1 \frac{1}{2}$

A quaver is worth $\frac{1}{2}$ a beat.

A dotted quaver would be worth $\frac{3}{4}$ — $\frac{1}{2} + \frac{1}{4} = \frac{3}{4}$.

Name	Note	Value	Dotted Note	Value
Semibreve		4		6
Minim		2		3
Crotchet		1		$1 \frac{1}{2}$
Quaver		$\frac{1}{2}$		$\frac{3}{4}$

Dotted Notes

A Dot after a note increases the notes original value by half.

A whole note is worth 4 beats.

A dotted whole note would be worth 6 beats— $4 + 2 = 6$.

A half note is worth 2 beats.









A dotted half note would be worth 3 beats— $2 + 1 = 3$.

A quarter note is worth 1 beat.

A dotted quarter note would be worth $1 \frac{1}{2}$ beats— $1 + \frac{1}{2} = 1 \frac{1}{2}$

An eighth note is worth $\frac{1}{2}$ a beat.

A dotted eighth note would be worth $\frac{3}{4}$ — $\frac{1}{2} + \frac{1}{4} = \frac{3}{4}$.

Name	Note	Value	Dotted Note	Value
Whole note		4		6
Half note		2		3
Quarter note		1		$1 \frac{1}{2}$
Eighth note		$\frac{1}{2}$		$\frac{3}{4}$

Time Signatures

A Time Signature consists of TWO Numbers. Each number has a different meaning.

The number on the bottom tells you what TYPE of beat will be in the bar.

The number on the TOP tells you how many beats can be in the bar.

Minim time has a 2 on the bottom.

Crotchet time has a 4 on the bottom.

Quaver time has an 8 on the bottom.

Time Signature	Meaning
2 4	2 crotchet beats per bar
3 4	3 crotchet beats per bar
4 4	4 crotchet beats per bar
C	Common Time 4 crotchet beats per bar
3 8	3 quaver beats per bar
6 8	6 quaver beats per bar
2 2	2 minim beats per bar

Time Signatures

A Time Signature consists of TWO Numbers. Each number has a different meaning.

The number on the bottom tells you what TYPE of beat will be in the bar.

The number on the TOP tells you how many beats can be in the bar.

Half note time has a 2 on the bottom.










Quarter note time has a 4 on the bottom.

Eighth note time has an 8 on the bottom.

Time Signature	Meaning
$\frac{2}{4}$	2 quarter note beats per bar
$\frac{3}{4}$	3 quarter note beats per bar
$\frac{4}{4}$	4 quarter note beats per bar
C	Common Time 4 quarter note beats per bar
$\frac{3}{8}$	3 eighth note beats per bar
$\frac{6}{8}$	6 eighth note beats per bar
$\frac{2}{2}$	2 half note beats per bar






Drawing Notes

Name each note and copy it into your books 10 times. Be sure to make the stem go the correct side!

Note	Name	Copy 10 Times
		
		
		
		
		
		
		
		
		

Drawing Rests

Name each rest and copy it into your books 10 times.

Rest	Name	Copy 10 Times
		
		
		
		
		

Draw the Y chart into your books.

Sort the contents of the box into it's correct area.

Semibreve



Crotchet



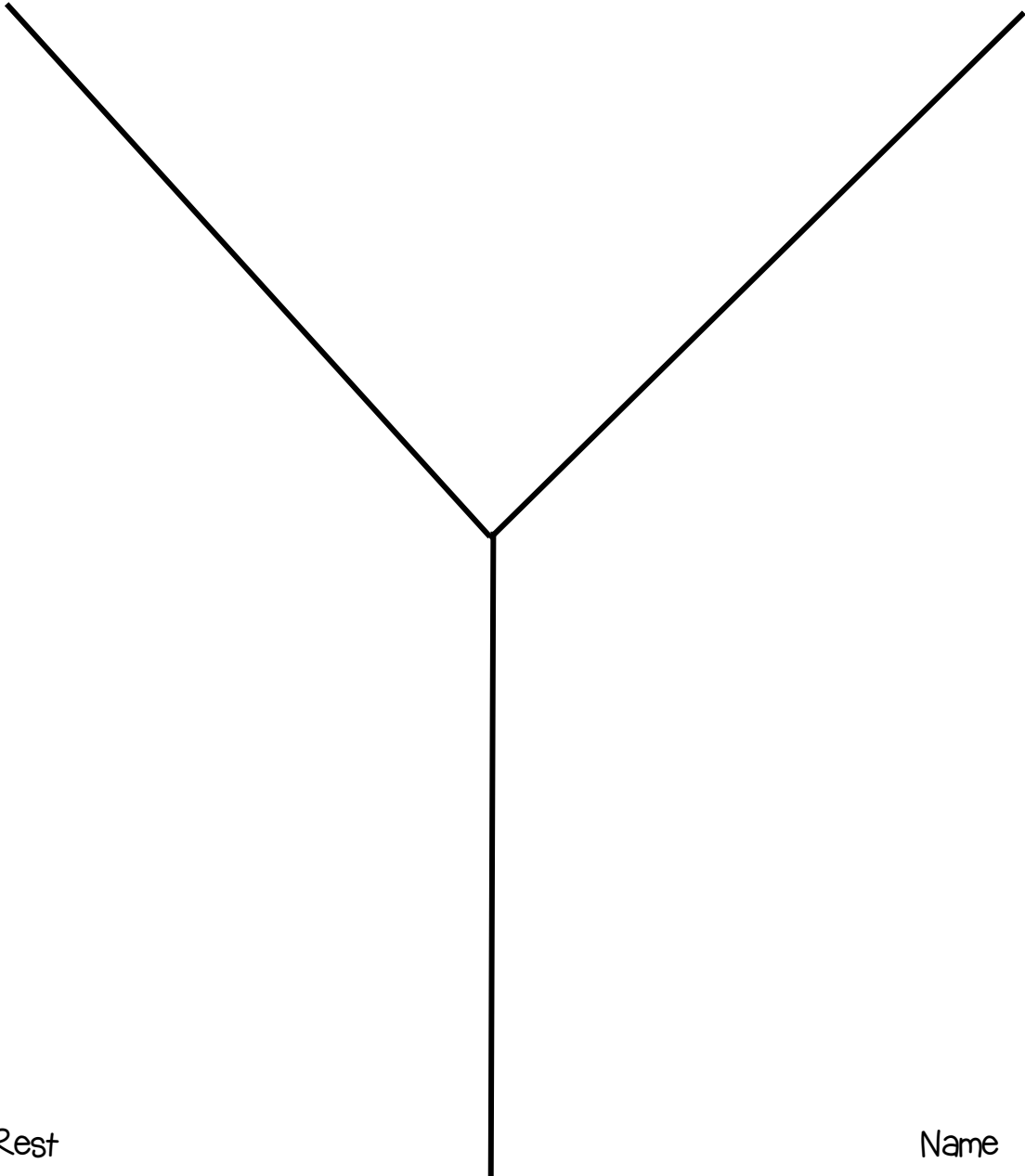
Minim



quaver



Note



Rest

Name

Draw the Y chart into your books.

Sort the contents of the box into it's correct area.

Whole note

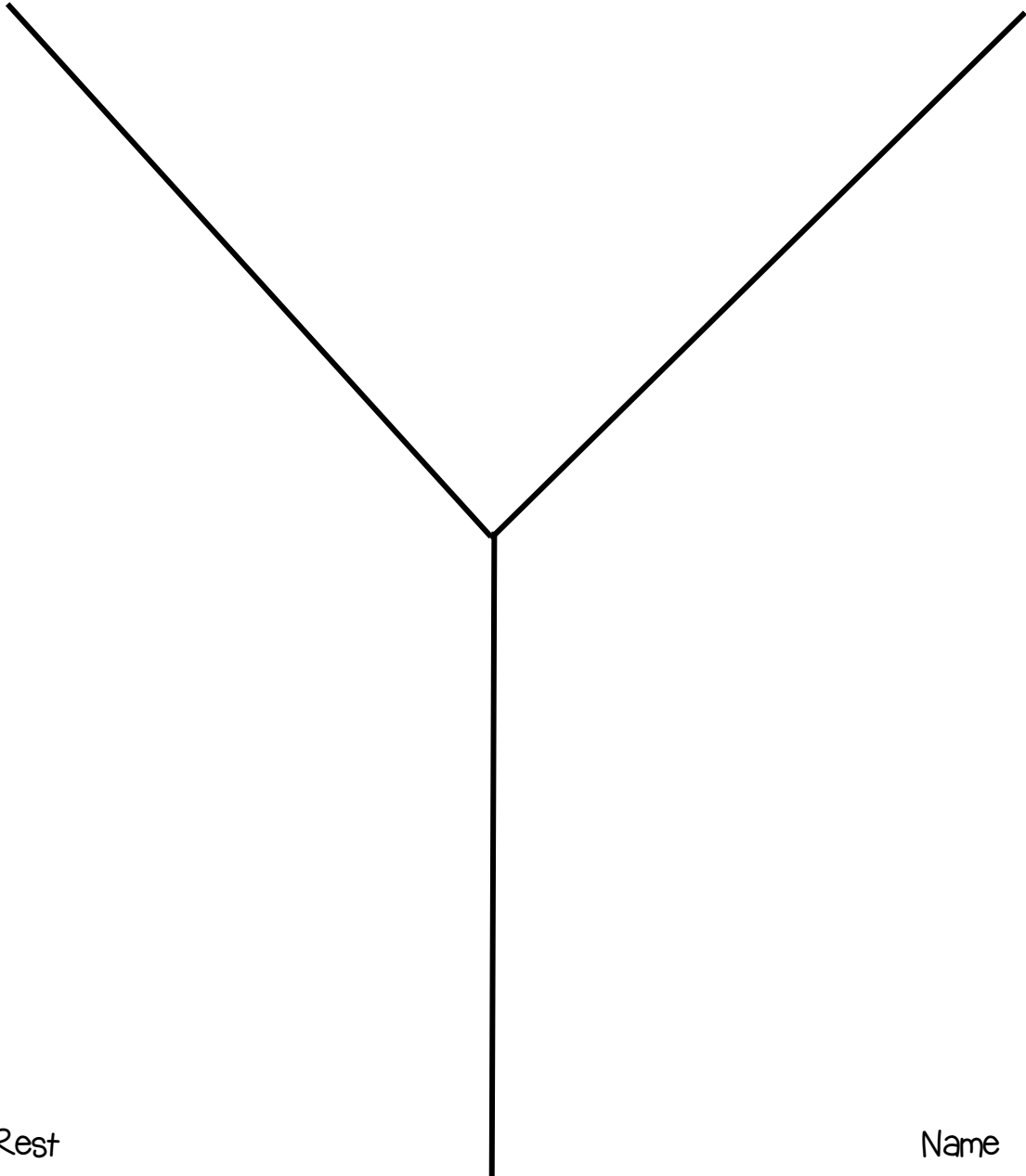
Half note

Quarter note

Eighth note












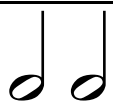


Note



Rest

Name

Draw 3 columns into your books. Now correctly draw each rhythm into the column that matches it's time signature

2
4

3
4

4
4

--	--	--











Silly Sentences 1

Using the words provided, make a silly sentence with words that start with each letter of the word.



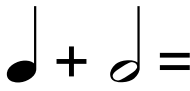
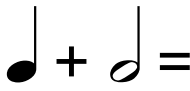
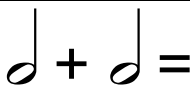
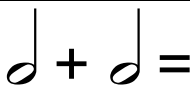
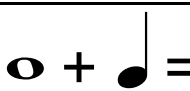
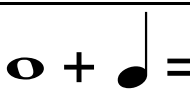
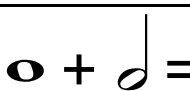
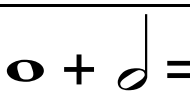
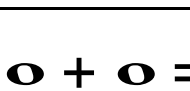
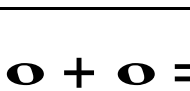
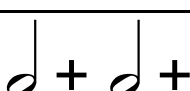
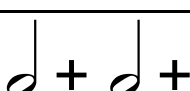
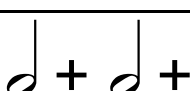
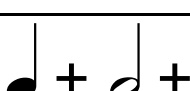
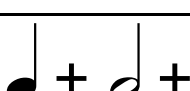
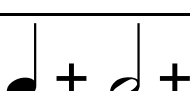
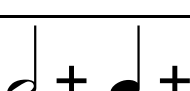
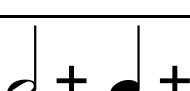
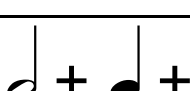
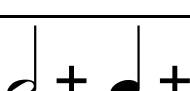
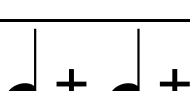
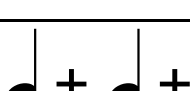
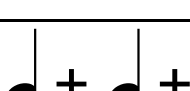
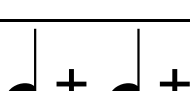
Example: MUSIC—My Uncle Sings In Cabbages

Word	Silly Sentence
Music	
Rhythm	
Barline	
Time	
Signature	
Common	
Rest	
Dotted	
Note	
Name	

Name each symbol then draw it 10 times into your books


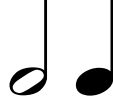








Symbol	Name	10 times
		
		
		
		
		
		
		
		
		
		

Music Maths 1

1	 +  =	
2	 +  =	
3	 +  =	
4	 +  =	
5	 +  =	
6	 +  =	
7	 +  +  =	
8	 +  +  =	
9	 +  +  +  =	
10	 +  +  +  =	








Rhythm True OR False? 1

Copy these rhythms into your books and state whether their values are the same, if they are answer TRUE, if the values are different answer FALSE.

	Rhythm 1	Rhythm 2	T / F
1			
2			
3			
4			
5			

Drawing Dotted Notes

Name each note and copy it into your books 10 times. Be sure to make the stem go the correct side!

Note	Name	Copy 10 Times
		
		
		
		
		
		
		

How Many Words?

Write as many words as you can using only the letters in the word below. You can not double letters unless there two of that letter in the word. Each word must be TWO letters or more. You can not use proper nouns either!

Time signature











1	2	3	4	5
6	7	8	9	10
11	12	13	14	15
16	17	18	19	20
21	22	23	24	25
26	27	28	29	30
31	32	33	34	35
36	37	38	39	40

Music Maths 2

1	 +  =	
2	 +  =	
3	 +  +	
4	 +  =	
5	 +  +  +  =	
6	 +  +  =	
7	 +  +  =	
8	 +  +  =	
9	 +  +  +  =	
10	 +  +  +  =	

Rhythm True OR False? 2

Copy these rhythms into your books and state whether their values are the same, if they are answer TRUE, if the values are different answer FALSE.

	Rhythm 1	Rhythm 2	T / F
1			
2			
3			
4			
5			

Write the question and answer into your books.

1. How many  in a  ?

2. How many  in a  ?

3. How many  in a  ?

4. How many  in a  ?

5. How many  in a  ?

6. How many  in 2  ?

7. How many  in 2  ?

8. How many  in 2  ?

9. How many  in 2  ?

10. How many  in 2  ?

Place the numbers 1– 10 down your page. Write the correct time signature to the rhythm. After try clapping them!

2

3

4

4

4

4

Time signature	Rhythm
1	
2	
3	
4	
5	
6	
7	
8	
9	
10	

Silly Sentences 2

Using the words provided, make a silly sentence with words that start with each letter of the word.

Example: MUSIC—My Uncle Sings In Cabbages

Word	Silly Sentence
Semibreve	
Minim	
Crotchet	
Quaver	
Semiquaver	
Joined	
Match	
True	
False	
Maths	

Silly Sentences 2


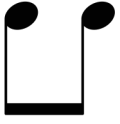

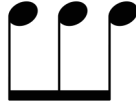



Using the words provided, make a silly sentence with words that start with each letter of the word.

Example: MUSIC—My Uncle Sings In Cabbages

Word	Silly Sentence
Whole	
Half	
Quarter	
Eighth	
Sixteenth	
Joined	
Match	
True	
False	
Maths	

Drawing Joined Notes

Name each group of notes and copy it into your books 10 times.

Notes	Copy 10 Times
	
	
	
	
	
	
	

How Many Words?

Write as many words as you can using only the letters in the word below. You can not double letters unless there two of that letter in the word. Each word must be TWO letters or more. You can not use proper nouns either!

Rhythmic Ostinato






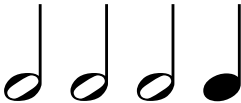




1	2	3	4	5
6	7	8	9	10
11	12	13	14	15
16	17	18	19	20
21	22	23	24	25
26	27	28	29	30
31	32	33	34	35
36	37	38	39	40

Music Maths 3

1	$\text{♩.} + \text{♩} =$	
2	$\text{♩.} + \text{♪} + \text{♪} =$	
3	$\text{♪} + \text{♩} + \text{♪} + \text{♩.} =$	
4	$\text{♪} + \text{♩.} =$	
5	$\text{♪} + \text{♪} + \text{♪} + \text{♩} + \text{♩.} =$	
6	$\text{♩} + \text{♩.} =$	
7	$\text{♩} + \text{♪} + \text{♩} + \text{♪} =$	
8	$\text{♩.} + \text{♩.} =$	
9	$\text{♩.} + \text{♪} + \text{♩} + \text{♪} =$	
10	$\text{♩.} + \text{♩.} + \text{♩} + \text{♪} =$	

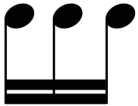

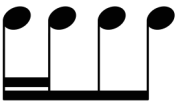


Rhythm True OR False? 3

Copy these rhythms into your books and state whether their values are the same, if they are answer TRUE, if the values are different answer FALSE.

	Rhythm 1	Rhythm 2	T / F
1			
2			
3			
4			
5			

Drawing Joined Notes

Name each group of notes and copy it into your books 10 times.





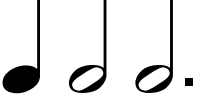
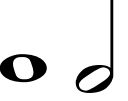




Notes	Copy 10 Times
	
	
	
	
	

Music Maths 4

1	$\text{♩} + \text{♪} =$	
2	$\text{♩} + \text{♩} =$	
3	$\text{♩} + \text{♪} + \text{♩} =$	
4	$\text{♩} + \text{♩} + \text{○} =$	
5	$\text{♪} + \text{♩} + \text{♪} + \text{♩} =$	
6	$\text{♩} + \text{♩} + \text{♪} =$	
7	$\text{♩} + \text{♪} + \text{♪} + \text{♪} =$	
8	$\text{♩} + \text{♪} + \text{♩} + \text{○} =$	
9	$\text{♪} + \text{♩} + \text{♩} =$	
10	$\text{♩} + \text{♪} + \text{○} + \text{♩} =$	

Rhythm True OR False? 4

Copy these rhythms into your books and state whether their values are the same, if they are answer TRUE, if the values are different answer FALSE.

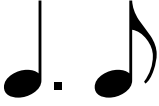






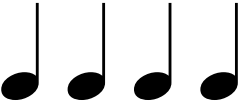


	Rhythm 1	Rhythm 2	T / F
1			
2			
3			
4			
5			

Music Maths 5

1		
2		
3		
4		
5		
6		
7		
8		
9		
10		

Rhythm True OR False? 5

Copy these rhythms into your books and state whether their values are the same, if they are answer TRUE, if the values are different answer FALSE.


	Rhythm 1	Rhythm 2	T / F
1			
2			
3			
4			
5			

How Many Words?

Write as many words as you can using only the letters in the word below. You can not double letters unless there two of that letter in the word. Each word must be TWO letters or more. You can not use proper nouns either!

Virtuoso Performer

1	2	3	4	5
6	7	8	9	10
11	12	13	14	15
16	17	18	19	20
21	22	23	24	25
26	27	28	29	30
31	32	33	34	35
36	37	38	39	40



This resource was created with products available at



TEACHERS pay TEACHERS
an open marketplace for educators

Digital Papers by:



Fonts by:



Frames and Ribbon by:



Cover Bow by:





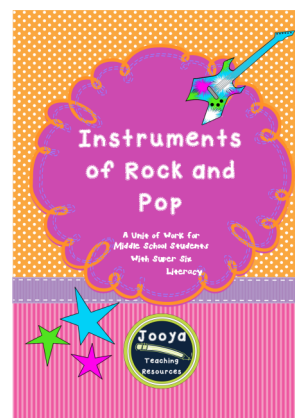


Worksheet Frames by:



Music Notes by:



Other products by Jooya Teaching Resources



Thank-you for taking the time to visit my store and downloading one of my products. All of my products have been used in my classroom with great success. I sincerely hope you find this resource a useful tool for your classroom.

Check back often as more products are being added all the time!

Jooya © All rights reserved.

Purchase of this unit entitles the purchaser the right to reproduce the pages in limited quantities for classroom use only. Duplication for an entire school, an entire school system, or commercial purposes is strictly forbidden without written permission from the author:

Jooya Teaching Resources

Juliajooya@gmail.com

Copying any part of this product and placing it on the internet in any form (even a personal/classroom website) is strictly forbidden and is a violation of the Digital Millennium Copyright Act (DMCA).

